




Time to Quilt

Block 20



FREE PATTERN



Designed by A Quilter's Dream
www.aquiltersdream.com



Blocks shown in FIGO Midsommar
(above), Banyan Vino (right) and
Northcott Shimmer (below)



NORTHCOTT
Cottons that feel like silk

www.northcott.com



BY NORTHCOTT

www.BanyanBatiks.com

FIGO

F A B R I C S

www.figofabrics.com



Time to Quilt Block 20

- Make the same block twice
- Blocks are positive/negative

Make 1, 2 or all 3 size options for a mini, throw or queen-size quilt.

Mini: 32½" x 41½" **Throw:** 69" x 89" **Queen:** 93¾" x 118½" Each quilt has 48 blocks.

Cutting: wofe=width of fat⅛ wofq=width of fat¼

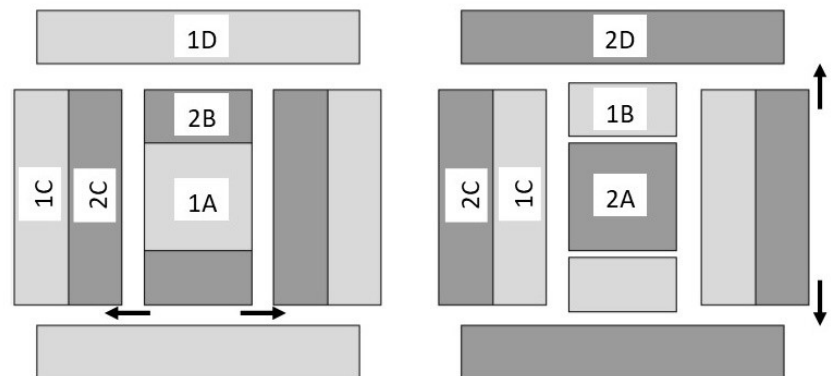
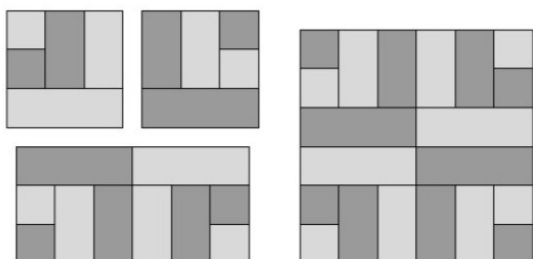
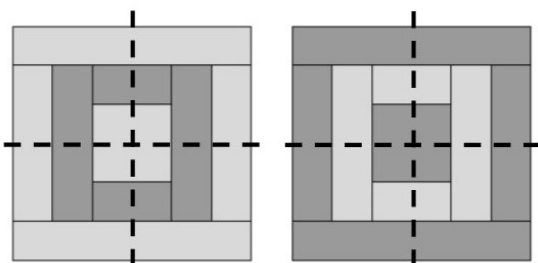
Fabrics	FIGO Midsommar mini 4½" finished block	Banyan Vino throw 9" finished block	Northcott Shimmer super-size 12" finished block
Quantity & sku	A 20" x 3" piece each of peach 90133-56 (#1) & orange 90134-56 (#2)	fat⅛ each of cream 81000-125 (#1) & taupe 80224-35 (#2)	fat¼ each of blue 22994M-44 (#1) & purple 22996M-85 (#2)
Cut from each fabric	◇ Cut (1) 2½" square (A), then cut 2 strips 1¼" x wof; cut into (2) 2½" pcs (B), (4) 4" pcs (C) & (2) 5½" pcs (D)	◇ Cut (1) 4" square (A), then cut 4 strips 2" x wofe; cut into (2) 4" pcs (B), (4) 7" pcs (C) & (2) 10" pcs (D)	◇ Cut (1) 5" square (A), then cut 5 strips 2½" x wof; cut into (2) 5" pcs (B), (4) 9" pcs (C) & (2) 13" pcs (D)

Piecing:

1. Sew a 2B piece onto opposite sides of the 1A square. Repeat with the 2A & 1B pieces.

2. Sew a 1C piece to each 2C piece along long edge; press seam to darker side.

3. Sew the units from step 2 to opposite sides of the units from step 1 as shown, pressing seams toward C units.



4. Sew the 1D pieces to opposite sides of the 1A block, pressing seams toward D. Repeat with the 2D pieces, adding them to the 2A block.

5. Cut each block in half vertically and horizontally. Select 2 pieces from each block and arrange in 2 rows of 2 as shown. Sew into rows, then sew rows together. Repeat with remaining pieces. Your block should measure 5" (mini)/9½" (throw)/12½" (queen) edge-to-edge.