




# Time to Quilt

## Block 18



FREE PATTERN



Designed by A Quilter's Dream  
[www.aquiltersdream.com](http://www.aquiltersdream.com)



Blocks shown in FIGO Midsommar (above), Banyan Vino (right) and Northcott Shimmer (below)



**NORTHCOTT**  
*Cottons that feel like silk*

[www.northcott.com](http://www.northcott.com)



BY NORTHCOTT

[www.BanyanBatiks.com](http://www.BanyanBatiks.com)

# FIGO

F A B R I C S

[www.figofabrics.com](http://www.figofabrics.com)



# Time to Quilt Block 18

- Make the same block twice
- Blocks are positive/negative

Make 1, 2 or all 3 size options for a mini, throw or queen-size quilt.

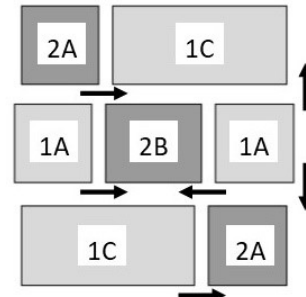
**Mini:** 32½" x 41½"    **Throw:** 69" x 89"    **Queen:** 93¾" x 118½" Each quilt has 48 blocks.

**Cutting:**    wofe=width of fat¼    wofq=width of fat¼

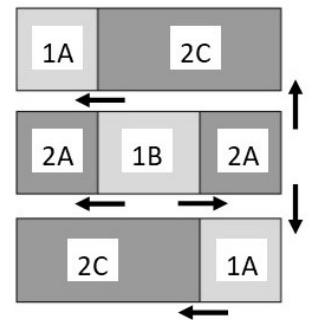
Fabrics	FIGO Midsommar mini 4½" finished block	Banyan Vino throw 9" finished block	Northcott Shimmer super- size 12" finished block
Quantity & sku	A 20" x 3" piece each of pink 90130-21 (#1) & purple 90137-26 (#2)	fat¼ each of tan 80494-26 (#1) & light wine 81000- 1004 (#2)	fat¼ each of peach 22994M-26 (#1) & red 22992M-26 (#2)
Cut from <b>each</b> fabric	◇ Cut (4) 2" squares (A), (1) 2" x 2¾" piece (B) & (2) 2" x 4¼" pieces (C)	◇ Cut (4) 3½" squares (A), (1) 3½" x 4¼" piece (B) & (2) 3½" x 7¼" pieces (C)	◇ Cut (4) 4½" squares (A). (1) 4½" x 5¼" piece (B) & (2) 4½" x 9¼" piece

## Piecing:

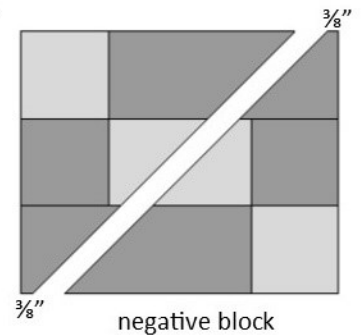
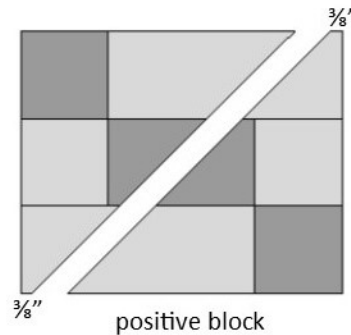
1. Select the following pieces: (2) #1A, (2) #2A, #2B, (2) #1C. Arrange pieces in 3 rows as shown. Sew into rows, pressing seams toward #2 then sew the rows together, pressing seams toward top and bottom rows.



2. Repeat with the remaining pieces to make a similar "negative" block as shown, pressing seams toward #2.



3. Measure ⅜" from the right along top edge and mark. Measure ⅜" from the left along bottom edge and mark. Draw a diagonal line from mark to mark and cut along line.



4. Sew a positive half-block to each negative half-block along diagonal edge, matching seams; press diagonal seam open. Your block should measure 5" (mini)/9½" (throw)/12½" (queen) edge-to-edge.

