





Time to Quilt

Block 17



FREE PATTERN



Designed by A Quilter's Dream
www.aquiltersdream.com



Blocks shown in FIGO Midsommar (above), Banyan Vino (right) and Northcott Shimmer (below)



NORTHCOTT
Cottons that feel like silk

www.northcott.com



www.BanyanBatiks.com

FIGO
F A B R I C S

www.figofabrics.com



Time to Quilt Block 17

- Make the same block twice
- Blocks are positive/negative

Make 1, 2 or all 3 size options for a mini, throw or queen-size quilt.

Mini: 32½" x 41½" **Throw:** 69" x 89" **Queen:** 93¾" x 118½" Each quilt has 48 blocks.

Cutting: wofe=width of fat¼ wofq=width of fat¼

Fabrics	FIGO Midsommar mini 4½" finished block	Banyan Vino throw 9" finished block	Northcott Shimmer super-size 12" finished block
Quantity & sku	A 20" x 5 piece each of pink 90137-21 (#1) & purple 90136-84 (#2)	fat¼ each of cream 81000-125 (#1) & wine 80221-26 (#2)	fat¼ each of blue 22996M-44 (#1) & black 9000-99 (#2)
Cut from each fabric	◇ Cut (9) 2⅜" squares	◇ Cut (9) 3⅞" squares	◇ Cut (9) 4⅞" squares

Piecing:

1. Lay a #1 square on each #2 square, right sides facing. Draw a diagonal line from corner to corner on each pair.



2. Sew a scant ¼" each side of the drawn line; cut along the line. Make 18 half-square triangle blocks, pressing the seam toward the darker fabric on 12 units and toward the lighter fabric on 6 units.

3. Arrange the units from step 2 as shown in 3 rows of 3 for each block, using the "lighter seam" units from step 2 in the center column in each block. Sew into rows, pressing seams in the direction of the arrows, then sew the rows together. Your block should measure 5" (mini)/9½" (throw)/12½" (queen) edge-to-edge.

