




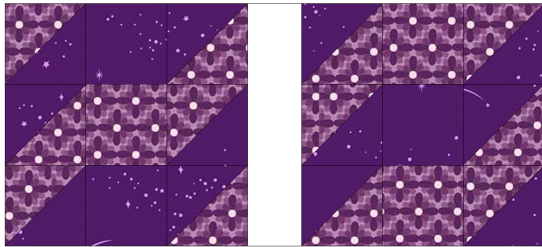
Time to Quilt

Block 16


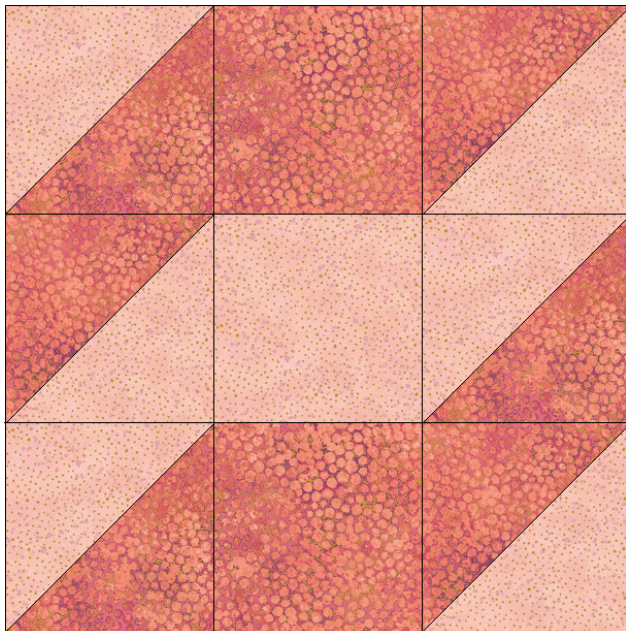
FREE PATTERN



Designed by A Quilter's Dream
www.aquiltersdream.com



Blocks shown in FIGO Midsommar
(above), Banyan Vino (right) and
Northcott Shimmer (below)




NORTHCOTT
Cottons that feel like silk

www.northcott.com


**BANYAN
BATIKS**
BY NORTHCOTT

www.BanyanBatiks.com

FIGO
F A B R I C S

www.figofabrics.com



Time to Quilt Block 16

- Make the same block twice
- Blocks are positive/negative

Make 1, 2 or all 3 size options for a mini, throw or queen-size quilt.

Mini: 32½" x 41½" **Throw:** 69" x 89" **Queen:** 93¾" x 118½" Each quilt has 48 blocks.

Cutting: wofe=width of fat¼ wofq=width of fat¼

Fabrics	FIGO Midsommar mini 4½" finished block	Banyan Vino throw 9" finished block	Northcott Shimmer super- size 12" finished block
Quantity & sku	A 20" x 3" piece each of floral 90135-84 (#1) & purple 92002-84 (#2)	fat¼ each of words 80223- 64 (#1) & dark wine 81300- 29 (#2)	fat¼ each of peach 22995M-26 (#1) & coral 22993M-26 (#2)
Cut from each fabric	◇ Cut (6) 2⅜" squares (A) & (3) 2" squares (B)	◇ Cut (6) 3⅞" squares (A) & (3) 3½" squares (B)	◇ Cut (6) 4⅞" squares (A) & (3) 4½" squares (B)

Piecing:

1. Select the A squares. Lay a #1 square on each #2 square, right sides facing. Draw a diagonal line from corner to corner on each pair.



2. Sew a scant ¼" each side of the drawn line; cut along the line and press the seam toward the darker fabric. Make 12 half-square triangle blocks.

3. Arrange the B squares with the units from step 2 as shown in 3 rows of 3 for each block. Sew into rows, pressing seams in the direction of the arrows, then sew the rows together. Your block should measure 5" (mini)/9½" (throw)/12½" (queen) edge-to-edge.

