



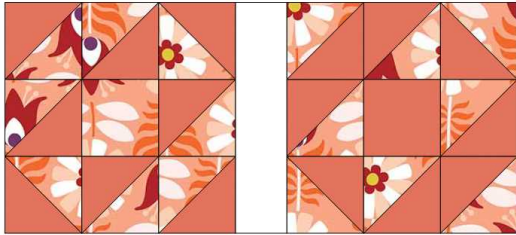
Time to Quilt

Block 1



FREE PATTERN



Designed by A Quilter's Dream
www.aquiltersdream.com



Blocks shown in FIGO Midsommar (above), Banyan Vino (right) and Northcott Shimmer (below)



NORTHCOTT
Cottons that feel like silk

www.northcott.com



www.BanyanBatiks.com

FIGO
F A B R I C S

www.figofabrics.com



Time to Quilt Block 1

- Make the same block twice
- Blocks are positive/negative

Make 1, 2 or all 3 size options for a mini, throw or queen-size quilt.

Mini: 32½" x 41½" **Throw:** 69" x 89" **Queen:** 93¾" x 118½" Each quilt has 48 blocks.

Cutting: wofe=width of fat⅛ wofq=width of fat¼

Fabrics	FIGO Midsommar mini 4½" finished block	Banyan Vino throw 9" finished block	Northcott Shimmer super-size 12" finished block
Quantity & sku	A 20" x 4½" piece each of peach 90130-56 (#1) & cinnamon 9000-381 (#2)	fat⅛ each of cream Ketan 81000-125 (#1) & forest Ketan 81000-1007 (#2)	fat¼ each of mauve 22995M-85 (#1) & purple 22992M-85 (#2)
Cut from each fabric	♦ Cut 1 strip 2⅜" x wof; cut into (8) 2⅜" squares (A). ♦ Cut (1) 2" square (B).	♦ Cut 2 strips 3⅞" x wofe; cut into (8) 3⅞" squares (A) and (1) 3½" square (B).	♦ Cut 2 strips 4⅞" x wofq; cut into (8) 4⅞" squares (A). ♦ Cut (1) 4½" square (B).

Piecing:

1. Select the A squares. Lay a #1 square on each #2 square, right sides facing. Draw a diagonal line from corner to corner on each pair.



2. Sew a scant ¼" each side of the drawn line; cut along the line and press the seam toward the darker fabric. Make 16 half-square triangle blocks.

3. Arrange the half-square triangle blocks and the B squares as shown in 3 rows of 3 for each block. Sew into rows, then sew the rows together, pressing seams in the direction of the arrows. Your block should measure 5" (mini)/9½" (throw)/12½" (queen) edge-to-edge.

